



*Total Solution Provider in Saw Device*

---

# SA462GP

CDMA 450 C-Band, RF-Rx SAW Filter  
Revision 0: September 2007



- Electrical Characteristics
  - Package Dimensions
  - Testing Environment
  - Frequency Characteristics
- 

**SAWNICS Inc.**

---

460 Cheonheung-ri, Seonggeo-eup, Cheonan-si, Chungcheongnam-do, 330-836 / Korea.  
Tel: +82 41 550 9372 / Fax: +82 41 550 9399 / [www.sawnics.com](http://www.sawnics.com)

## □ Electrical Characteristics

### Maximum Ratings

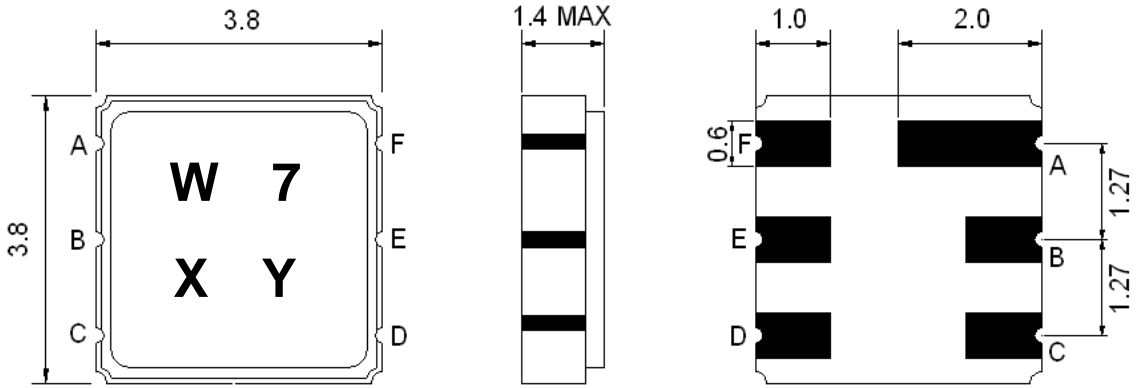
Parameters Description	Unit	Minimum	Typical	Maximum
Operating Temperature Range	°C	-30	-	+85
Storage Temperature Range	°C	-40	-	+85
Maximum DC Voltage	V	-	-	5
Maximum Input Power	dBm	-	-	27
Source Impedance (single ended) <sup>(1)</sup>	Ω	-	50	-
Load Impedance (single ended) <sup>(1)</sup>	Ω	-	50	-
Package type & size	P			
Length x Width	mm <sup>2</sup>	-	3.8 x 3.8	-
Height	mm	-	-	1.4

### Electrical Specification

Parameters Description	Unit	Minimum	Typical	Maximum
Center Frequency (Fo)	MHz	-	462.5	-
Insertion Loss within 460.0 ~ 465.0 MHz	dB	-	2.5	3.8
<b>Absolute Attenuation:</b>				
D.C. ~ 450.0 MHz	dB	40	45	-
450.0 ~ 455.0 MHz	dB	35	50	-
482.5 ~ 1200.0 MHz	dB	35	43	-
1200.0 ~ 1700.0 MHz	dB	30	35	-
1700.0 ~ 2000.0 MHz	dB	20	30	-
VSWR within 460.0 ~ 465.0 MHz	-	-	1.8	2.3

**Notes :** (1) No Matching Network .

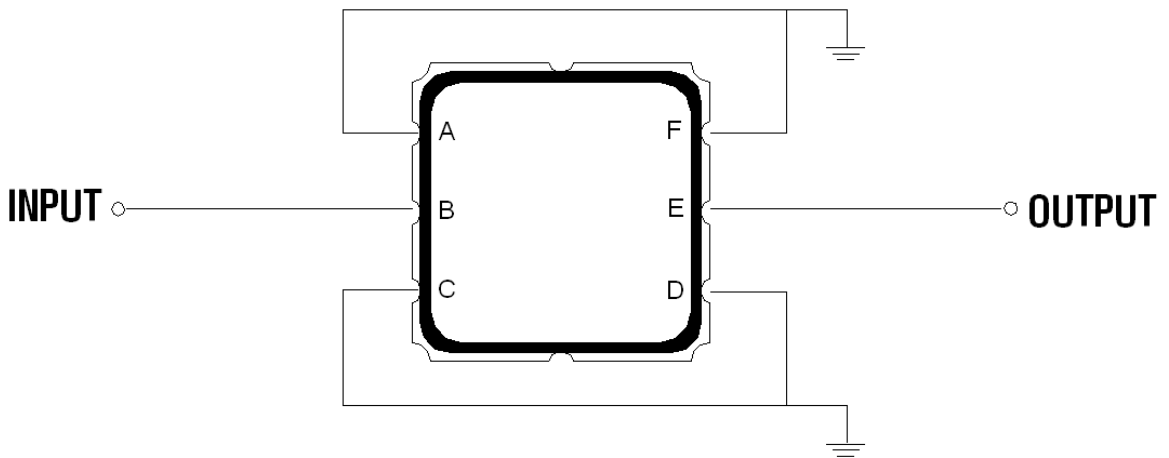
**Package Dimensions**



Marking Descriptions	
W	CDMA450 Application
7	Series Number
X	Date Code(Year)
Y	Date Code(Month)

Pin Description	
A, C, D, F	Ground
B	In
E	Out

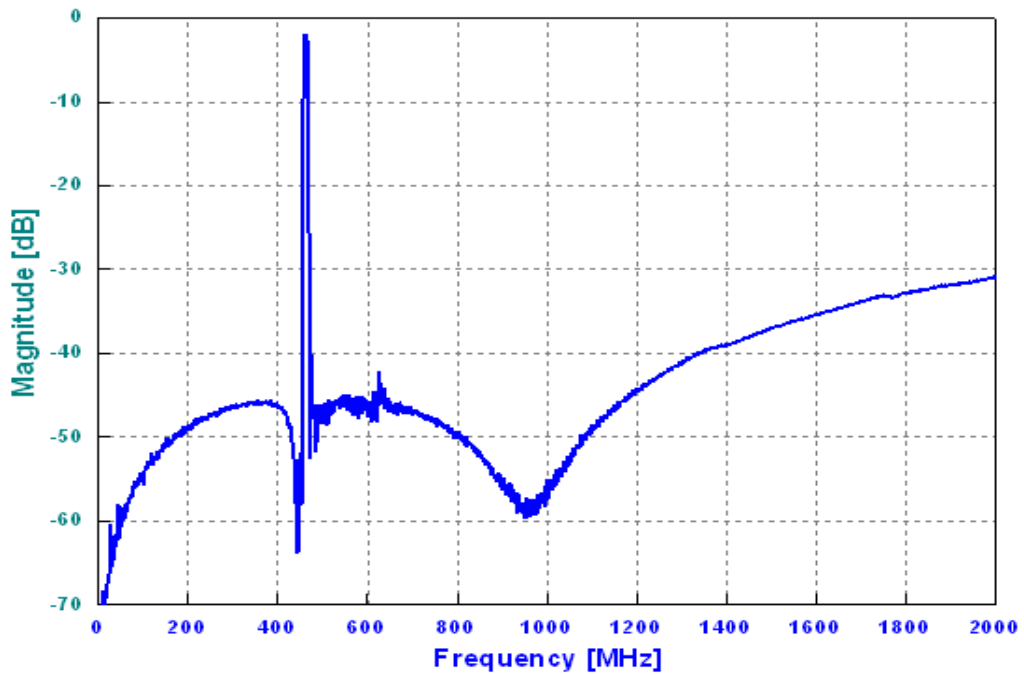
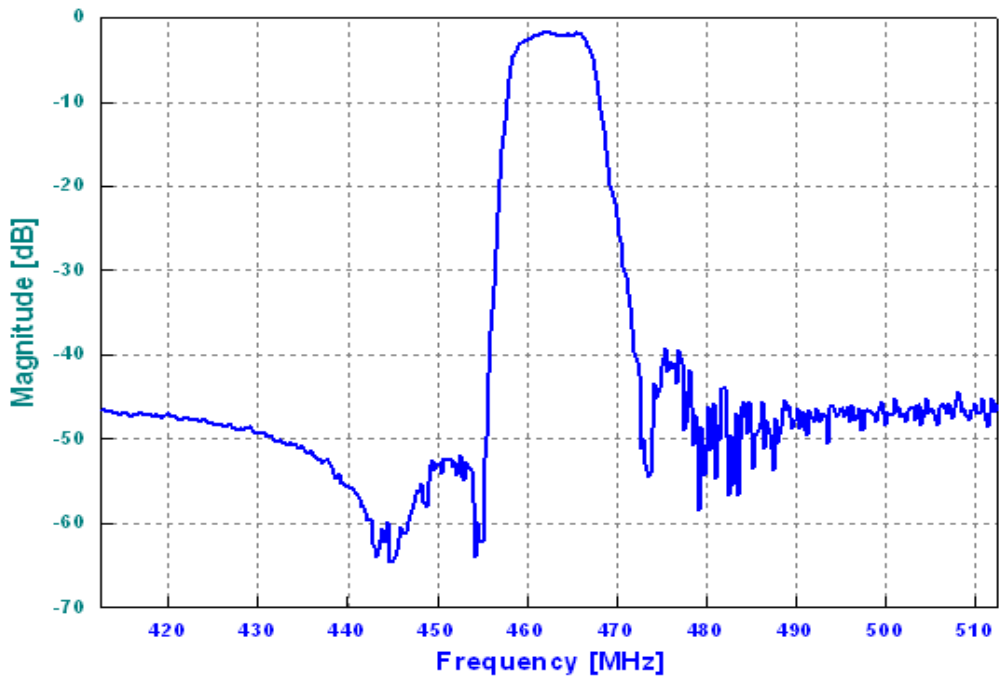
**Testing Environment**



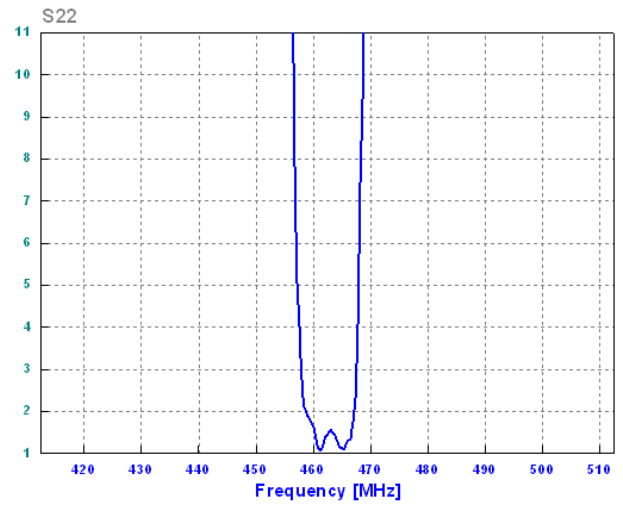
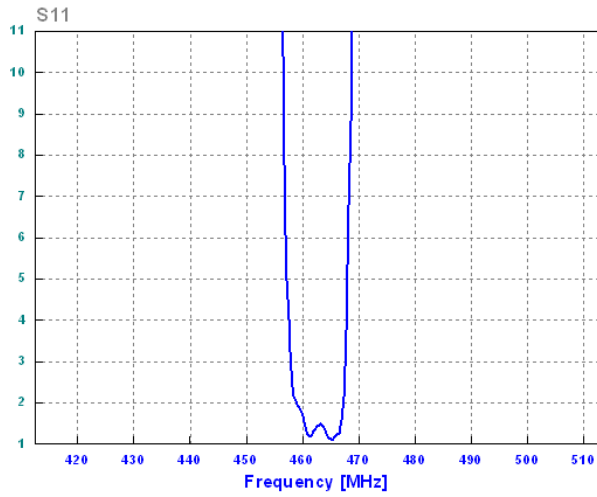
Source & Load Impedance: 50 Ω

**□ Frequency Characteristics**

Frequency Response



### VSWR



### Smith Chart

